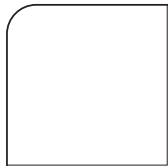
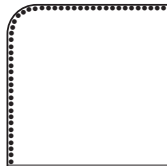


LANCASTER

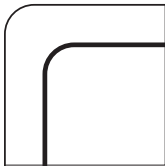
STYLE 102



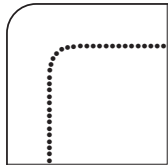
A • Boxed Edge



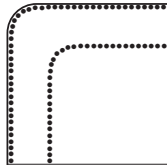
B • Boxed Edge with Nailhead Trim




C • 4" Flat Roll Single Welt



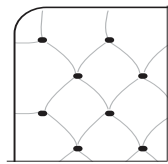
D • 4" Flat Roll Single Nailhead Trim



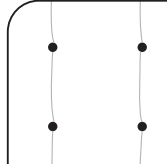
E • 4" Flat Roll Double Nailhead Trim



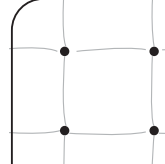
F • Mock Button Tufting



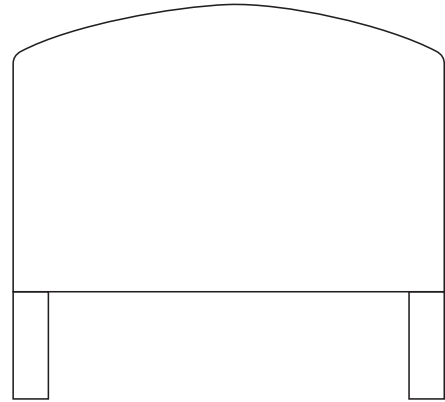
H • Diamond Button Tufting



I • Channel Button Tufting



J • Biscuit Button Tufting



102 Headboard Only		COM Solid Styles A-F
Twin	43"W x 56"H	4.5yds
Full	58"W x 56"H	5yds
Queen	64"W x 56"H	
King	80"W x 56"H	6
Cal King	76"W x 56"H	
102 Standard Bed 4"H Hidden Leg • 11"H Rails		COM Solid
Twin	45"W x 56"H x 86"D	10
Full	60"W x 56"H x 86"D	12
Queen	66"W x 56"H x 91"D	
King	82"W x 56"H x 91"D	13
Cal King	78"W x 56"H x 95"D	
102 Platform Bed 2"H Hidden Leg • 10"H Rails		COM Solid
Twin	39"W x 56"H x 81"D	10
Full	54"W x 56"H x 81"D	12
Queen	61"W x 56"H x 86"D	
King	77"W x 56"H x 86"D	13
Cal King	73"W x 56"H x 90"D	

Add 2 yards for Style H. Add 1 yard for Styles I and J.
Contact us for pattern repeat yardage requirements